









CHECKLIST 1

ACTIONS FOR STUDIO OWNERS

- Undertake Australian Government's online 30 minute infection control training "COVID-19"
- New cleaning program created and communicated to staff
- Kitchen space and water coolers closed off
- Social gathering areas cordoned off
- Reception areas marked clearly to ensure distancing
- Clear sign in and entry/exit system in place
- Safe waste management program implemented
- Create communication plan for students (see checklist 3)

-  Hygiene/social distancing signage placed in reception, toilets, waiting area and studios
-  System in place to ensure all students register attendance upon arrival
-  Communication with staff in regards to new hygiene, distancing and teaching requirements (See checklist 2)
-  Hand sanitiser available in reception and studio areas
-  Disinfectant, paper towels and wipes available in teaching rooms
-  PPE equipment made available for staff
-  Consider new timetable which enables time for clearing in between classes
-  Set up and mark out mat configuration that ensures 1.5m between each mat.